



# PHOTOVOLTAIC BATTERIES

## FLOODED - MONOBLOC

### DEKA SOLAR FLOODED MONOBLOC BATTERIES

are designed to offer reliable, low-maintenance power for renewable energy applications where frequent deep cycles are required and minimum maintenance is desirable.

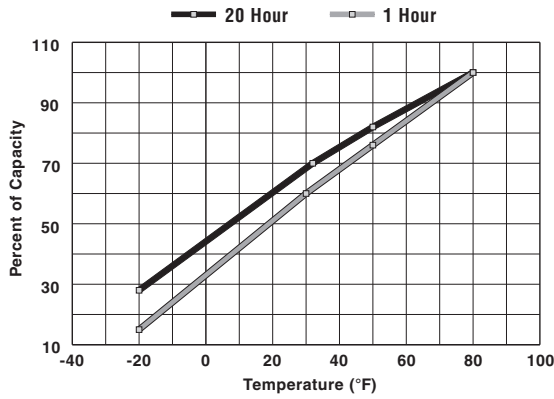
The **DEKA SOLAR FLOODED MONOBLOC** include 3 cell (6 volt) and 6 cell (12 volt) photovoltaic batteries.



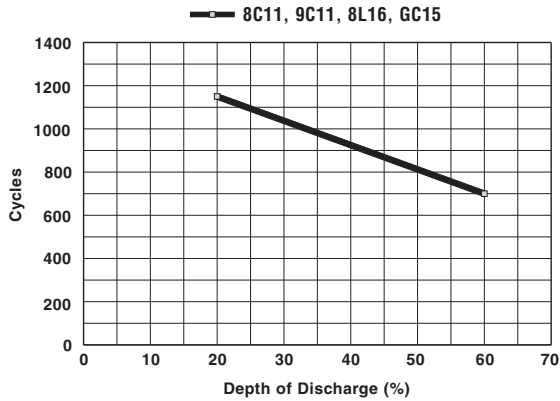
### FEATURES & BENEFITS

Case and Cover	Heat sealed, lightweight, crack resistant, molded high impact polypropylene.
Separators	Microporous polyethylene envelopes/separators
Retainers	20 mil glass mat (DC27- 10 mil).
Positive and Negative Plate	Antimony flat plate
Specific Gravity (fully charged)	1.275 @ 25°C (77°F).
Cell Connections	TP welded (through partition)
Vents	Individual quarter - turn bayonet vent cap (DC27 - removable pod vents, 3 cells per vent)
Self discharge	4% per month
Cycle life for 8C11, 9C11, 8L16, GC15	700 cycles @ 60% DOD, 1150 cycles @ 20% DOD (Number of cycles based on 75 amp discharge to 1.75 vpc @ 32°C (90°F))
Cycle life for DC27	200 cycles @ 80% DOD, 900 cycles @ 20% DOD (Number of cycles based on 25 amp discharge to 1.75 vpc @ 29°C (85°F))

### Capacity vs. Temperature



### Depth of Discharge vs. Cycles



TYPE NO.		FOOTNOTES	PERFORMANCE		SHORT CIRCUIT CURRENT (AMPS)	QUARTS (LITERS) OF ACID	APPROXIMATE WEIGHT lbs. (kgs.)		MAXIMUM OVERALL DIMENSIONS inches (mm)		
WET	DRY		20 AMP HR. RATE	100 AMP HR. RATE			WET	DRY	L	W	H
<b>6-VOLT SOLAR FLOODED MONOBLOC</b>											
8C11	8C11D	11,17,19,25,30,34,V	235	260	2636	8 (7.6)	66.5 (30.2)	48 (21.8)	11½ (298)	7 (178)	11½ (292)
9C11	9C11D	11,17,19,25,30,34,V	250	290	2465	7½ (7.1)	73 (33.1)	52½ (23.8)	11½ (298)	7 (178)	11½ (292)
8L16	8L16D	11,17,19,25,30,34,W	370	420	2339	11½ (10.9)	113 (51.3)	83 (37.6)	11½ (298)	7 (178)	16½ (419)
GC15	GC15D	11,30,34,U	215	—	2620	—	63 (28.6)	44 (20)	10½ (260)	7½ (181)	10½ (276)
<b>12-VOLT SOLAR FLOODED MONOBLOC</b>											
DC27	—	11,17,35,U	90	95.5	2339	—	53 (24.0)	—	12½ (318)	6¼ (171)	9¼ (238)

#### FOOTNOTES:

- 11 - Low maintenance-low antimony grids
- 17 - Includes Handle
- 19 - Includes lifting ledges
- 25 - With individual vent caps
- 30 - Available dry-add "D" suffix to part number
- 34 - Ratings after 15 cycles
- U - Molded-in offset SAE post and vertical 5/16" NEG., 5/16" POS. stainless studs & locking hex nuts
- W - "L" type terminal w/ 5/16" diameter hole (T882)

All batteries manufactured with gray polypropylene cases and covers except where noted.

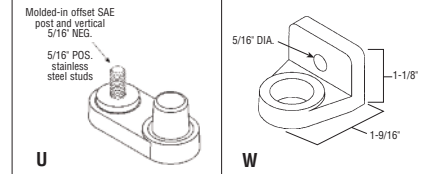
- † - **IMPORTANT CHARGING INSTRUCTIONS: WARRANTY VOID IF OPENED OR IMPROPERLY CHARGED.** Do not install in a sealed container. Constant under or overcharging will damage any battery and shorten its life! Use a good constant potential, voltage-regulated charger.

#### Charge Requirements (25°C)

Charge / Absorption / Equalize – 2.35 to 2.43 v.p.c.  
Float – 2.24 to 2.26 v.p.c.

The open circuit voltage of a fully charge battery is 2.13 v.p.c. at 77°F (25°C).

#### TERMINAL SELECTION



QUALITY SYSTEM CERTIFIED  
**ISO 9001**  
**ISO/TS 16949**  
ENVIRONMENTAL SYSTEM CERTIFIED  
**ISO 14001**

**UL**  
UL Recognized Component



East Penn Manufacturing Co., Lyon Station, PA 19536-0147  
Domestic & International Inquiries Call: 610-682-3263  
Phone: 610-682-4231 • Fax: 610-682-4781  
www.eastpennunigy.com • e-mail: sales@eastpennunigy.com

All data subject to change without notice. No part of this document may be copied or reproduced, electronically or mechanically, without written permission from the company.